

Technical data

LE40 GTX

TEUPEN[®]
...access redefined

since '77

PERFORMANCE

Working height, max.	39,50 m
Platform height, max.	37,50 m
Working height, 400 kg platform capacity	36,50 m
Platform height 400 kg platform capacity	34,50 m
Horizontal outreach, max. (400 kg)	13,00 m
Horizontal outreach, max. (200 kg)	16,70 m
Horizontal outreach, max. (80 kg)	-
Up and over clearance, max.	22,00 m
Platform capacity, max.	400 kg
Jib, movable	-
Platform, rotatable	180 °
Turntable rotation, max.	450 °
To be jacked up on ground slope of	16,7 ° / 30,0 %
Track drive, height- and width-adjustable	50 / 32 cm
Gradeability, max.	16,7 ° / 30,0 %
Slope angle, max.	16,7 ° / 30,0 %
Travel speed, max.	1,6 km/h

MEASUREMENTS*

Platform (height) (A)	1,10 m
Platform (length) (B)	1,50 m
Platform (width) (C)	0,80 m
Length (D)	9,20 m
Length without platform (E)	8,20 m
Height (F)	1,98 m
Width, min. (G)	1,58 m
Ground clearance, max. (H)	0,56 m
Track (length x width) (I)	2,41 x 0,40 m
Outrigger footprint both side wide (length) (J)	6,75 m
Outrigger footprint both side wide (width) (K)	5,55 m
Outrigger footprint one side narrow (length) (L)	9,00 m
Outrigger footprint one side narrow (width) (M)	3,90 m
Outrigger plate (length x width)	0,52 m x 0,27 m

WEIGHT*

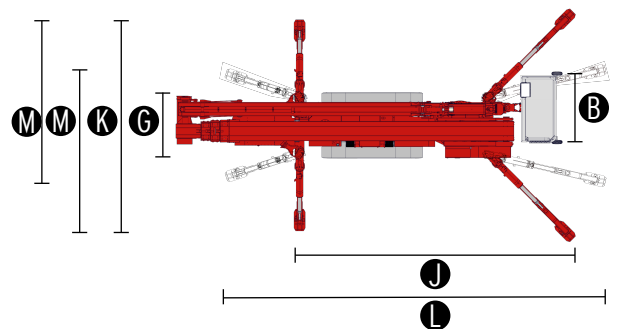
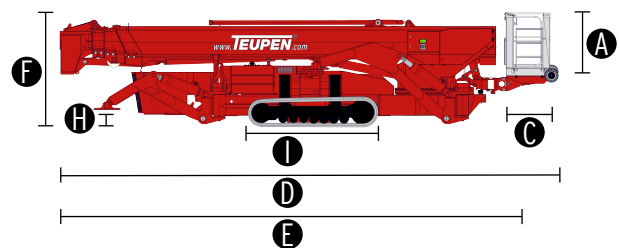
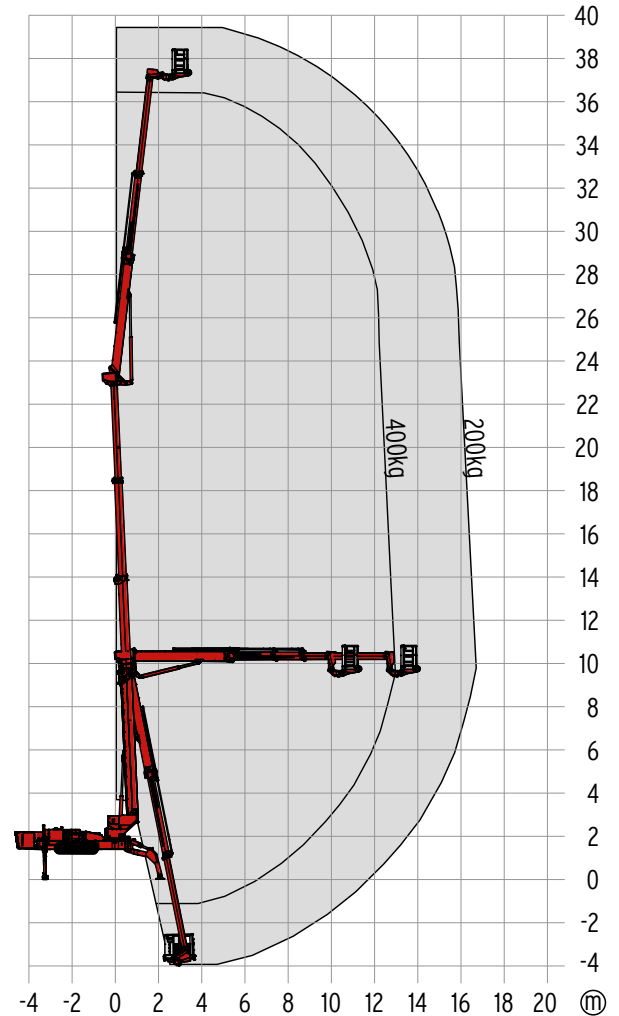
Total weight	11900 kg
Live load in travelling position	4,80 kN/m ²
Live load in working position	4,00 kN/m ²
Point load per outrigger plate, max.	75,50 kN

POWER SOURCES

Standard power sources:	
■ Electric motor	(country-specific 3-phases)
■ Combustion engine (Diesel)	Kubota D1803-CR (35,9 kW / 48,8 PS)
Fuel tank capacity (Diesel engine)	80,0 l

POWER SUPPLY

Electric current, max.	country-specific, on request
------------------------	------------------------------



STANDARDS

2006/42/EG-Machinery directive
(Harmonised standard EN280:2001 + A2:2009); 2004/108/EG (EMV)
2000/14/EG (Noise emission directive)

* The technical data may deviate +/- 3% from the specified values.
* Weight and dimensions may vary depending on options and accessories.

CHASSIS

- Powerful track drive with hydraulic braking system
- Precise manoeuvring via sensitive remote control
- White, non-marking rubber tracks with specially arranged profile for optimal grip
- Hydraulically height- and width-adjustable crawler track drive

STABILISATION

- Electrohydraulic stabilisation with automatic levelling and ground pressure sensor system
- Variable outrigger system with one side narrow setup option

BOOM SYSTEM

- Telescopic lower and upper boom
- Boom system made of steel/aluminium boom tubes
- Platform positioning into negative work area up to 4 meters below set up level
- Extending 200 kg platform capacity automatic height cut-off at 36,5 m
- All functions available via radio remote control
- Stepless, electrical proportional control system with intuitive operation
- Robust, lockable control panel
- Parallel guided platform with electro hydraulic levelling
- 180° platform rotation for additional flexibility
- Turntable rotation via high-performance slewing ring, worm gear and hydraulic motor
- Platform changing system

POWER SOURCE

- Electric motor (country-specific 3-phases)
- Diesel engine Kubota V2203-M (35,9 kW / 48,8 PS)
- Start-stop device for combustion engine in the platform

PRODUCTIVITY, SAFETY, QUALITY

- Hydraulic emergency lowering via electric pump
- Power socket in the platform (country-specific 1-phases)
- Detachable platform, attachment points for safety harnesses and tool tray
- Drive operation without platform possible
- Lockable storage box
- Protected, internal power track for platform control
- Hydraulic system filled with biodegradable hydraulic oil
- High-quality paint in RAL 3020 (red)
 - Hydraulic cylinders in RAL 9006 (grey)
- Unlockable check valves located directly on hydraulic cylinders
- Hydraulic system protected by pressure relief valves
- Hydraulic tank, emergency control, connecting cables and hoses are mounted protected
- Hour meter
- Fuzzy control technology

OPTIONS*

- Custom paintwork, one colour, according to RAL scheme
 - (except metallic coatings, signal- or special colours)
- Custom paintwork, two colours, according to RAL scheme
 - (except metallic coatings, signal- or special colours)
- Platform including load limit device (1200 x 800 mm)
 - Only in combination with platform support
- Detachable platform support for platform (1200 x 800 mm)

ACCESSORIES*

- Safety harness
- 4 sliding pads (1090 x 390 x 40 mm)
- Storage frame for sliding pads, lockable
- Track mat (2000 x 800 x 15 mm)
- Platform including load limit device and platform support (1800 x 800 mm)

CONTACT

TEUPEN Maschinenbau GmbH
Marie-Curie-Str.13
48599 Gronau
Germany

Phone +49 2562 8161-0
Fax +49 2562 8161-888
E-mail mail@teupen.com

* Weight and dimensions may vary depending on options and accessories.

Product specifications are subject to change without notice or obligation. Photographs and drawings in this document are for illustrative purposes only. Refer to the appropriate Operator's Manual for instructions on the proper use of this equipment. Failure to follow the appropriate Operator's Manual when using our equipment or to otherwise act irresponsibly may result in serious injury or death. The only warranty applicable to our equipment is the standard written warranty applicable to the particular product and sale and we make no other warranty, expressed or implied. Products and services listed may be trademarks, service marks or trade-names of TEUPEN Maschinenbau GmbH and/or its subsidiaries in the U.S.A. and many other countries. "TEUPEN", "Access redefined" and "LEO Series" are registered Trademarks of Teupen GmbH in the United States of America and many other countries. © 2020 TEUPEN Maschinenbau GmbH.



2020-B_en